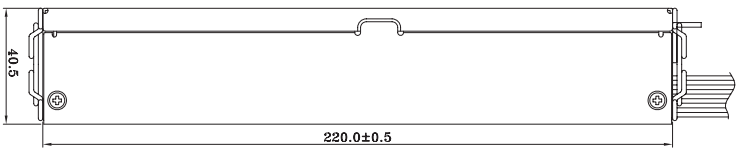
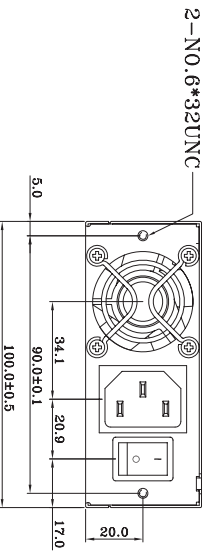
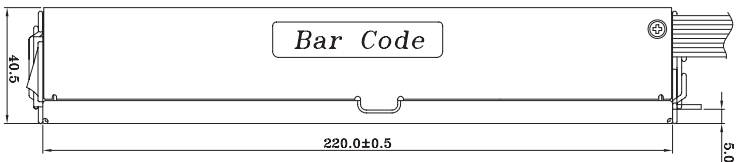
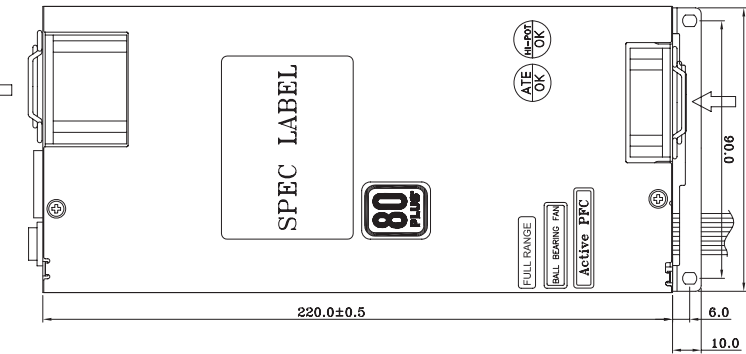


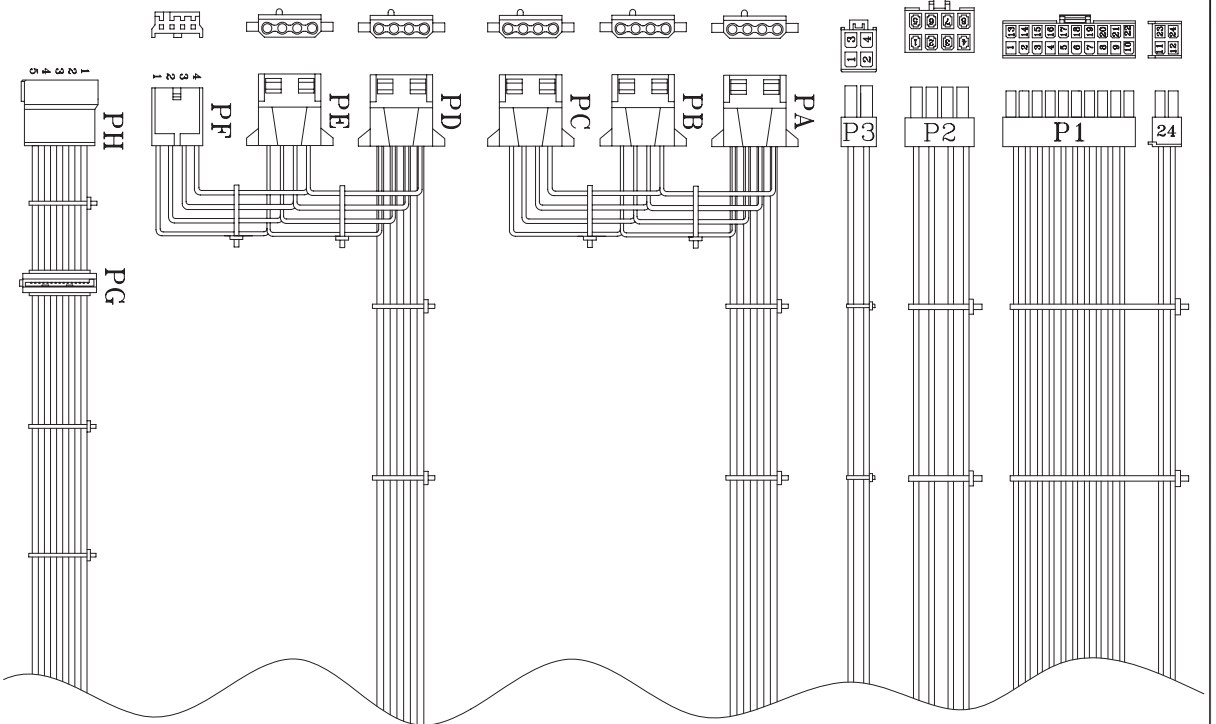
AIR FLOW



AIR FLOW



2-NO.6*32UNC



REF. ID.	PIN NO.	SIGNAL	WIRE COLOR	GAUGE	CONNECTOR TYPE	CABLE LENGTH	
P1	1	+3.3VDC	ORANGE	18	JMT	500±15mm	
	2	+3.3VDC	ORANGE	18			
	3	COM	BLACK	18	C4202H02		
	4	+5VDC	RBD	18	-A20P+		
	5	COM	BLACK	18	C4202H02		
	6	+5VDC	RBD	18	-A4P+		
	7	COM	BLACK	18	OR EQUIV		
	8	PW-OK	GRAY	18			
	9	+5VSB	PURPLE	18			
	10	+12V2	YELLOW	18			
	11	+12V2	YELLOW	18			
	12	+3.3VDC	ORANGE	18			
	13	+3.3VDC	ORANGE	18			
	24	14	+3.3V sense	BROWN	22		
		15	-12VDC	BLUE	18		
		16	COM	BLACK	18		
		17	PS-ON	GREEN	18		
		18	COM	BLACK	18		
		19	COM	BLACK	18		
		20	COM	BLACK	18		
		21	+5VDC	RBD	18		
	P2	22	+5VDC	RBD	18		
		23	+5VDC	RBD	18		
		24	COM	BLACK	18		
1		COM	BLACK	18			
2		COM	BLACK	18			
3		COM	BLACK	18			
4		COM	BLACK	18			
5		COM	BLACK	18			
P3	6	+12V1	YELLOW/BLACK	18			
	7	+12V1	YELLOW/BLACK	18			
	8	+12V1	YELLOW/BLACK	18			
	1	COM	BLACK	18			
	2	COM	BLACK	18			
	3	+12V1	YELLOW/BLACK	18			
	4	+12V1	YELLOW/BLACK	18			
	5	+12V1	YELLOW/BLACK	18			
PA	1	+12V2	YELLOW	18			
	2	COM	BLACK	18			
	3	COM	BLACK	18			
	4	+5V	RBD	18			
PB	1	+12V2	YELLOW	18			
	2	COM	BLACK	18			
	3	COM	BLACK	18			
	4	+5V	RBD	18			
PC	1	+12V2	YELLOW	18			
	2	COM	BLACK	18			
	3	COM	BLACK	18			
	4	+5V	RBD	18			
PD	1	+12V2	YELLOW	18			
	2	COM	BLACK	18			
	3	COM	BLACK	18			
	4	+5V	RBD	18			
PE	1	+12V2	YELLOW	18			
	2	COM	BLACK	18			
	3	COM	BLACK	18			
	4	+5V	RBD	18			
PF	1	+5V	RBD	22			
	2	COM	BLACK	22			
	3	COM	BLACK	22			
	4	+12V2	YELLOW	22			
PG	1	+3.3VDC	ORANGE	18			
	2	COM	BLACK	18			
	3	+5V	RBD	18			
	4	COM	BLACK	18			
	5	+12V2	YELLOW	18			
PH	1	+3.3VDC	ORANGE	18			
	2	COM	BLACK	18			
	3	+5V	RBD	18			
	4	COM	BLACK	18			
	5	+12V2	YELLOW	18			



MODEL NO. : TC-1U40P80	TITLE:	SHEET: 1 OF 1 REV:02
R&D(2)	PE	DATE
(109.89)		
INTERIOR COUNTERSIGN:		